



Around the  Block
QUILT SHOP

October 12, 2018

It's harder and harder to stay in touch with Halloween these days. When you were a kid, the best costumes were always those that imitated current culture: Snow White, Cinderella, Peter Pan, Daniel Boone. For kids, that meant anything Disney. And, for the most part, that's basically pretty true today since Disney has bought up the rights to almost every conceivable universe (Marvel, Star Wars, plus all the cartoons) except Harry Potter.

For adults, going as movie characters tends to be a little strange. Dressing up as Wonder Woman or...actually there aren't really any other Marvel Comic women Avengers...or Princess Leia or Rey or Padme (better women's roles) just seems a little strange at my age. So of course, Amazon is here to help with other suggestions: [The 11 Highly Topical, Last-minute Halloween Costumes \(That You Can Buy on Amazon\)](#). And you know you are no longer part of the "cultural" world, when you don't know more than half the people on the list.

For example, I could look like Lady Gaga or Bradley Cooper from "A Star is Born." Now this was a lucky first on the list. I know the stars and the show. I haven't seen this new remake, but I have seen the stars in other things, like I know Cooper is the rabbit, or is it the raccoon, in "Guardians of the Galaxy," and I know Lady Gage swung from some kind of trapeze thing at an awards show. Or was that Pink. Anyway, they are familiar. I have no desire to dress up as either of them. And I don't think I could pull it off, besides.

Next person on the list I knew as well. I could go as Christine Baranski in "Mamma Mia! Here We Go Again." Another show I haven't seen, but am familiar with. And again, I have no desire to look like something out of Mamma Mia. Next is Ryan Gosling as Neil Armstrong in "First Man." Can you imagine how hot an astronaut costume would be? Let alone difficult to

get in and out of. You have to think of these things when going to adult parties. It's one thing to wander around trick or treating at houses on your block for an hour. It's an entirely other matter to be at a party for 3-4 hours drinking adult beverages. If you get my drift. So I'll pass at being an astronaut.

I did go as a Morton Salt Box one year. I attached batteries to a piece of blue insulation, about 36" high and 40 inches long, sprinkled crystals on top, made it into a circle, put shoulder straps on and climbed inside. It was incredibly hot-insulation, remember-and I couldn't sit down because the "box" went below my hips and if I sat down, the "box" would extend up, covering my face. Hard to picture, I know. But it was a great costume. Do you get it? I went as "A Salt and Batteries." I worked in the criminal division at the Attorney General's Office at the time. It was a fitting costume.

Next on the list is Constance Wu in "Crazy Rich Asians." Don't know her and haven't seen the movie, but will eventually I'm sure. But while the blue gown that is shown as the costume is gorgeous, you wouldn't want to see that much cleavage on me. Not at my age. Or bare arms for that matter.

Then there is Jonah Hill & Emma Stone in Maniac. I know Emma Stone. Haven't seen the show but I know it is a dystopian futuristic (maybe) nightmare world involving drugs and people who dress up in gray jumpers. I don't know what it is about the future, but there never seems to be any color in it. Everyone either dresses in white or gray. If you're interested, it's on Netflix.

Next is Archie from Riverdale. I know the comic strip, but not the show and have no clue who the actor is. Then there's Michael Myers from Halloween. This one I recognize and at least this costume has some connection to the holiday and somewhere, stashed in some cupboard, I have Michael's mask. So I might be part way to a costume.

Another offering is Rihanna at the Met Gala, wearing some impossible glittery cut-up-to-where Pope costume. Next up is Jonathan Van Ness of Queer Eye, shown with a Jesus wig and beard. I'll admit, I don't get it. And it only gets worse.

It's called Yeezy "Klone." I don't know what a Yeezy is, but I suspect a "klone" means a clone. Apparently it has something to do with tight, stretchy bike shorts and a gray wig, Kim Kardashian, Paris Hilton and Kanye's Yeezy "Klones." I'm not looking it up. I don't want to know.


And finally, I could go as Justin Beiber wearing a dirty sweatshirt and waffle closed toe adult hotel spa slippers. Somebody took a picture of him leaving some hotel looking grungy, wearing (stealing?) the slippers and decided that would be a great Halloween costume. I don't know why.

Halloween is on a Wednesday this year. So maybe I could go as a camel.

Get it? Hump day.

WHAT'S NEW!!

From Moda:








wide flannel



wide flannel






A clean house is a sign of a broken sewing machine.

new grunge fats

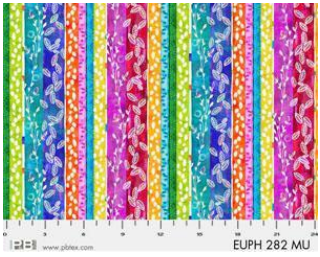
ombre dots

tea towels

From Art Gallery:



From P & B:






www.pbtext.com EUPH 280 MU




www.pbtext.com 4748 26795 PUR1



www.pbtext.com 4748 26795 SIL1



www.pbtext.com SKU: RA11 779 01



www.pbtext.com SKU: RA11 777 W & 01

From Benartex & RJR:




SECTION SHOWN MEASURES APPROX. 15" X 30"












From Dear Stella:



From Hoffman:



From Timeless:






From Northcott:



All flannel





From Henry Glass:



From 3 wishes:







From Henry Glass:



From Henry Glass: All flannels



SIGN UP FOR LONG ARM QUILTING CLASSES TODAY!

Classes are on Wednesdays and some Saturdays: 10:30-1:30; 2:30-5:30, or 6-8:30. Check the calendar for dates. Only 4 to a class.

Rentals have started for those who have taken the class. Tuesdays and

Fridays, and a couple of Saturday and Sunday rentals. Check the calendar for rentals. Generally, there are 2 rentals times per day: 10:30-2 and 2:30-6. \$25/hr or \$85 for 3 1/2 hours. \$50 minimum. Plus \$5/bobbin for thread. Most quilts (double and smaller), even for beginners, will take about 2 1/2-3 hours. We will discuss what you plan to do on your quilt and will help you estimate how long it will take.

Class descriptions follow the calendar, so keep scrolling. Classes are listed alphabetically.

October

2018

Sunday	Monday	Tuesday	Wednesday	Thursday	Friday	Saturday
	1	2	3 Long Arm Quilt classes 10:30- 1:30; 2:30-5:30; OR 6-9	4 Halloween Triangle Frenzy 1-4 Beginning Quilt 6-9	5	6 BOM 10:30 Baltimore Woods 1-4 Great Pumpkin 4-6 Finish Your Quilt Sale
7 CLOSED	8 T-Shirt 10:30-5	9 Long arm rental day	10 Long Arm Quilt classes 10:30- 1:30; 2:30-5:30 Back Basting 10-noon Knit Pickers' Club 6-8:30	11 Zippered Pouches 10-1 Beginning Quilt 6-9	12 Long arm rental day	13 Embroidery Club 10-noon Story Quilt 1-6
14 Beginning Quilt 1-4	15 Halloween Candy Bag 1-5	16 Long arm rental day	17 Long Arm Quilt classes 10:30- 1:30; 2:30-5:30 Hand Quilting 10-noon	18 Beginning Quilt 6-9	19 Long arm rental day	20 Zippered Pouches 10-1 Camden Bag 1-6
21	22	23	24	25	26	27

Beginning Quilt 1-4		Long arm rental day	Long Arm Quilt classes 10:30-1:30; 2:30-5:30; OR 6-9 Full moon	Beginning Quilt 6-9	Long arm rental day	Nutcracker 10:30-5
28 Beginning Quilt 1-4	29 T-Shirt 10:30-5	30 Long arm rental day	31			Color of the month Halloween

November


Sunday	Monday	Tuesday	Wednesday	Thursday	Friday	Saturday
Color of the month Red				1 Beginning Quilt 6-9	2	3 BOM 10:30 Baltimore Woods 1-4 Great Pumpkin 4-6 Binding 4-6 Finish Your Quilt Sale
4 CLOSED	5 Boston Commons 10:30-5	6 Long arm rental day	7 Long Arm Quilt classes 10:30-1:30; 2:30-5:30	8 Origami Bags 1-4 Beginning Quilt 6-9	9 Machine applied binding 2-4 Long arm rental day	10 Embroidery Club 10-noon Story Quilt 1-6
11 Beginning Quilt 1-4	12 Hollow Cube 10:30-5	13 Long arm rental day	14 Knit Pickers' Club 6-8:30	15 Panels Are Fun! 1-6	16 Long arm rental day	17 Diamonds in the Sky 10:30-5
18	19	20	21	22	23	24

Beginning Quilt 1-4		Long arm rental day		CLOSED	Black Friday Sale Full Moon	Camden Bag 12-5 Shop Small Business Sale
25 Beginning Quilt 1-4	26 Boston Commons 10:30-5	27 Long arm rental day	28 Long Arm Quilt classes 10:30-1:30; 2:30-5:30	29 Machine quilting 1-4 OR 6-9	30 Long arm rental day	

Baltimore Woods Block of the Month

1st Saturday of the month through Dec 1-4 \$25 Sue Frerich.

This Baltimore album inspired quilt features adorable woodland creatures including an owl, fox, deer, skunk and bear along with a modern take on some traditional Baltimore blocks. These blocks are fused and machine appliqued in place. We have the background fabric in stock-don't wait too long if you want it.



Beginning Machine Applique Thurs Dec 5, 1-4 OR 6-9 \$25 Barb Boyer

So many quilts use applique these days. Learn the ins and outs of machine applique, from points to curves. We will practice the button hole/blanket stitch, satin stitch, and you can also play around with your decorative stitches. Threads, fusibles and stabilizers will be discussed.

Beginning Machine Quilting Thurs Nov 29, 1-4 OR 6-9 \$25 Sue Frerich

Be prepared to quilt! You will practice your quilting skills on various samples, using both your walking foot and darning foot. Batting, threads, needles and patterns will be discussed. Who knows? By the time you leave you may even be able to write/quilt your name!

Beginning Quilting Thurs. starting Sept 20 6-9 OR Sun Sept 23 1-4 8 weeks \$65 Barb Boyer

This comprehensive 8-week course will introduce to you almost everything you need to know about piecing a quilt top. Along the way you will learn about color, batting, thread, machines and various techniques to give you the skills to make almost any quilt.

Binding Nov. 3 4-6 Jo Sunderman \$10

Jo teaches you how to accurately cut you bindings, whether bias, cross or

straight-and she'll explain the difference and when to use which one. She'll demonstrate the cutting, the sewing, the joining (so easy) and the hand stitching part. She makes bindings so easy peasy you'll wonder why you were ever nervous about putting on the binding.

**Block of the Month First
Sat of month 10:30-
11:15 FREE Barb Boyer**

Join at any time. You get a free fat quarter if you come to class with the previous month's completed block. This year we're making a "modern" quilt. Something new, something different. I will provide some other options as we explore the modern quilt world.



**Boston Commons Sat Nov.
5, 10:30-5 Sue Frerich \$20**

This traditional quilt is a cross between a trip around the world and a well, trip around the world. Instead of a square quilt, this quilt is rectangular. It uses 2 1/2" strips and can be done in a limited pallet of colors or entirely scrappy. We should be getting about 4 books in, so if you are interested let me know. The book is hard to get. BTW, Sue's colors are pretty lavenders. Come in to see the quilt.



Camden Bag Oct. 20 1-6 and Nov 24 12-5 Sue Frerich \$25 (two-session class)

Bags and bags and bags. Zigzag together fabric-covered fusible-batting strips for the sides of this charming oval-bottom handmade bag. The pattern has two sizes to choose from: Large 18" wide x 16" tall x 12" deep Small 13" wide x 9" tall x 9" deep. Sue will walk you through the steps to make this great bag!



**Christmas Triangle Frenzy table runner
Thur Dec 1-4 Barb Boyer \$20**

Make a Christmas table runner using the 60 degree triangle and a yard of fabric (border stripe). Or get a jump on the next holiday and make an Easter/spring table runner. Or make both!. These table runners are easy to cut & sew, and if you haven't made one yet it's time to add triangle sewing to your skill set.

**Diamonds in the Sky Sat Nov 17
10:30-5 Sue Frerich \$25**

Diamonds in the Sky is a brilliant high contrast quilt. The diamonds are created using the Corner Beam™ ruler. You can use bright fat quarters for the stars, or scraps that are 6" wide. Sue will walk you through the cutting, using this amazing tool-which will make for quick & easy piecing.



Halloween Candy Bags Oct. 15, 2-5 Jean Korber \$20

Bags and bags and bags. This bag is double strength to handle all the candy from trick or treating. It has a neat draw string top and can be made with fat quarters (plus 1/4 yard for the top). You can also change the size of the bag and turn it into a gift bag, a bag to hold a quilt, or even a Ho Ho Ho bag (laundry bag that you stuff all your dirty clothes in to take home during Christmas break so your mom can wash everything for you. Okay, that was me, a long time ago).

**Hand Applique/Back Basting TBA Sandra Freeburg, 10-noon \$25
or call for dates**

Back basting is a template free method of needle turn applique. No slippery freezer paper or chalked lines on top that never seem to get turned under quite

right. This method is especially great for traveling, because your pieces will be basted onto your background -- no need for pins to get in the way. This class is great for beginners and all levels of applique. Don't let hand applique frustrate you. It's really easy and relaxing!

**Hand Embroidery Club 2nd Sat. of the month, 10-noon FREE
Kathy Sconce**

If you want to learn to hand embroider or just brush up your technique, join us on the second Saturday of the month from 10 to noon. You can work on your own projects or you can join the project we are doing. This year we are following a purchased pattern called My Crazy Life. It is wool appliques on flannel backgrounds. Then we will explore a variety of embroidery stitches to embellish each block-4 six inch blocks per month (or whatever you choose to do), for a total of 48 blocks. Each month Kathy Sconce shows us a new stitch to try, plus, she guides us through thread choices, how to knot, fabrics to use, and tracing techniques. We will also discuss wool, felted wool, wool felt, various threads for embroidery, various techniques for the wool applique and setting options for the quilt.

Hand Quilting Oct. 17, 10-noon Sandra Freeburg \$25 Watch the calendar or call for other dates

Hand quilting is an art that should not be lost. By the end of Sandra's class you will be hand quilting with confidence. Everyone has at least one special quilt that calls out for hand quilting. And there is nothing better than the feel of a hand quilted quilt. Do yourself a favor and learn this art that connects us to our past -- our mothers, grandmothers and great grandmothers.

Hello Pouches Mon Dec 1-5 Sue Frerich \$20

Bags and bags and bags. clear vinyl on the top for a base for stability. With the say "hello" to all your includes instructions to make



10 10:30-3 OR Sat Dec 15

This little zippered pouch has see-through look and a quilted see-through vinyl top you can treasured trinkets. Pattern all four sizes.

Hollow Cube Nov. 12 10:30-5 Sue Frerich \$25

This is a technique quilt with careful color placement to create a 3 dimensional look. If you went to the quilt show, you saw this quilt hanging. The beauty of this technique is there are no inset seams! This quilt is for confident beginners and up. Sue will teach you how to select your fabrics to create a dazzling 3-D design.



Knit Pickers' Club 2nd Wed of each month, 6-8:30 Carol Moler

Every second Thursday, we're getting together to practice our knitting. The Club is open to all skill levels. We want to share what we've learned, find new patterns, and simply just sit and knit. We're currently working on some felting projects, but we're planning on heading into fingerless mittens, mittens, and socks. We are discussing trying to do a group project-meaning everyone does the same pattern. Each month we will learn a different pattern, make it into a square and eventually put all the squares into one project-afghan, scarf, bag, etc.

Long Arm Quilting Classes Wednesdays from 10:30-1:30, 2:30-5:30 or 6-8:30 Barb Boyer \$30 (check calendar for specific times & dates)

In this class you will learn all about the Nolting long arm quilting machines: loading, threading, quilting. I'll demonstrate how to load and thread, set stitch length, change tension, wind and load bobbins. Then I will load a practice quilt onto the machine and show how to do hand guided quilting. Each student will be given at least 15-20 minutes of practice time. (Each class is limited to 4 students). You will be able to do free hand quilting plus you can practice following a pantograph. Any quilter who wants to rent to machines must take this class first, regardless of whether you have experience on a long arm machine. This class is not designed to teach you everything there is to know about long arm quilting-it's just a start.

Machine Applied Binding Fri. Nov. 9 2-4 \$20 Jean Korber

Jean will teach 2 different machine applied bindings. One style uses cording to help keep the binding straight & true. The other uses a flange, for a two-toned binding. Putting binding on by machine cuts your time more than in half-and by using cording, you can have a perfectly applied binding with no messy "oops" where your stitching just didn't quite catch the binding on the back side.

Market Tote Bag Dec 3 1-4 Barb Boyer \$20

Bags and bags and bags. This bag is layered, made from fat quarters. It's simple (if I'm teaching a bag, it's gotta be simple), strong, and you'll want to make several so you can take them the grocery store. I need to be more eco conscious and I plan to make several to keep in my car so that I have no excuses.

Monthly Minis First Saturday of Month, 4-6

This year we are going to do the Great Quilt, a purchased pattern. It will start in February because we are still last year's Holiday Houses in January. In February we will work on the Great quilt. We will plan to do 2 blocks a month, top banner section over two months. In March we will discuss use of color in the backgrounds and pumpkins. We will also discuss and learn machine applique techniques to use on



the

Pumpkin

finishing
Start

Pumpkin

and do the
class we will
and
various
the blocks.

Nutcracker paper pieced wall hanging Oct. 27 10:30-5 Sue Frerich \$20

There are 12 different nutcrackers in this series (we only have a few of them in-I keep looking for more). The nutcrackers are paper pieced and then embellished with beads, rickrack, lame, satin-almost anything you want. The pieces are small, so the project is challenging. But you can do it! It may not be a "first" paper piecing project, but if you are familiar with paper piecing, you won't have any trouble. e



One Block Wonder Panel Quilt Start preparing now! Sue Frerich

For all of you who missed the class before, you don't want to miss this class-we will

run for everyone who has taken the class. So, get your quilts done so we can display them at the store, schedule in January for the next class and we will schedule a reunion and start choosing your One Block Wonder Panel Quilt.



panels for your next

Origami Bags Nov. 8 OR Dec. 6 OR Dec 13 Barb Boyer \$20

Bags and bags and bags. The origami bag is a folded bag with a draw string closure. It has pockets on the front and can be embellished with button for closures. The bag is the perfect size for carrying your sock knitting, embroidery projects, wallet, book, cosmetics, you name it. It's a perfect little gift bag.

Panels are Fun! Thur Nov.15 OR Dec 9 1-4 Barb Boyer \$20


Panels are tricky because they are not always straight. But there are wonderful ways to use panels in very creative ways. In class, we will sew a Christmas panel by putting on simple borders and then I'll show you how to light it up-put twinkly lights in it. We will also explore other ways to use panels, so bring any other panel you have and we'll discuss how you can turn your panels into a quilt or wall hanging.

Pillow Case Party Sun. Dec. 16 1-4 FREE

If you've never made a pillow case, or just want some time to sew a pillow case, this class is for you. This is a great mother/daughter styled class and pillow cases make great presents!

Pot luck 2nd Sat/month 1-6 Ginger Newman \$25 or two for the price of 1(bring a friend)

Collaborate with a friend and discover true freedom to create your own quilt that is beautifully unique. You and your friend will collaborate on the colors, blocks and settings for your quilts. You will share blocks, share fabric and share ideas. But you will make and design your own quilt. The blocks are taken from Gwen Marston and FreddyMoran's Collaborative Quilting books. Each month we will teach a new block, plan a new row, try a new design. It's collaborative and you will have a quilt with its own unique voice and story to tell. This is the first in a series of freeform/collaborative quilts we want to pursue this fall and spring. Join the fun and let your imagination run wild.



Spoon Quilting TBA Sandra Freeburg \$25 Watch the calendar or call for dates

No more sore fingers! Learn to Spoon Quilt, with a special spoon quilting tool. This tool helps you keep your stitches tiny and even without pricking your finger. Need to have basic quilting skills (rocking motion quilting).

Take 5 Quilt, Wed Dec 19 10:30-5 Barb Boyer \$20

In 5 minutes you can find 5 fabrics and in 5 hours you will have a quilt. You can do it, but most people take a little longer. This is a quick & easy quilt. It's great for a kid's quilt, a dorm quilt, or just a quilt to showcase big and bold prints. Come sew all and see how far you get!



Toy Bags Sat Dec 1, 4-6 OR Thurs. Dec 6, 2-5 OR Thurs Dec 13 2-5 Ginger Newman \$20

Bags and bags and bags. Make these reusable toy/gift bags for quick wrapped presents. You can make them any size, even large enough to fit a quilt! These are fast sewn, quickly done, so you can make bunches for Christmas.

T-Shirt Quilt Sept 3, 24; Oct. 8 & 29 10:30-5 Barb Boyer \$20

Learn to design your own t-shirt quilt. The class consists of 2 parts: getting the t-shirts ready and designing your quilt top. In the first class we get the shirts ready for stitching. How many shirts? Your choice, but 10-20 will work. The second class is designing and that's where I help. There are 4 session

Zippered Pouches

Oct. 11 10-1 OR Sat Oct 20 10-1 Ginger Newman \$20

Bags and bags and bags. This little zippered pouch is useful for all sorts of

things: English paper piecing projects, embroidery, wool applique, and for non quilters, everything you've ever wanted to stuff into a cute bag. And it comes in different sizes! This



class will teach how to add zippers, something some of us haven't done since 7th grade.

Nolting Longarm Machines

Nolting has 5 main machines, each with different reaches: from 17" to 30" depending on the machine. They are sold with or without a frame, but after I saw & helped set up one of the steel frames this week, I recommend buying the frame. All machines, except for the Standard-- the most economical machine-- have a stitch regulator. I recommend a stitch regulator. All machines can be equipped with a computer and there are a couple of different ones to choose from. In addition, you can get an extended table base so that you can use rulers, you can get larger bobbins on some of the models and on the frames you can get hydraulic lifts to raise and lower the tables. In the coming weeks, I will print out more information on each model.

The best entry level machine is the Fun Quilter. It comes in 17", 20" & 23" reach. It comes with the Intellistitch Equalizer stitch regulator, standard speed control, needle up/down, and fixed handles in the front & rear. This machine can also be equipped with a computer.



The Pro Machine has the Intellistitch Turbo stitch regulator, single stitch option, standard speed control, needle up/down and customizable handles in the front & rear. The Pro Machine comes in 20", 24" and 30" reach with 10-12" of inside height. There are easy dials on the front to set stitch length and other options. This machine can also be equipped with a computer.



The NV Machine is the newest in the fleet of Nolting machines. This machine has a touch screen with programmable stitch regulation. You can stitch in 4 different stitch modes plus single stitch and needleup/down. It also has an adjustable brightness LED work light. This machine can also be equipped with a computer.



Nolting also has a commercial machine with the Intellistitch Equalizer stitch regulator, standard speed control, needle up/down, and fixed handles in the front & rear. This machine can also be equipped with a computer.

HAND EMBROIDERY CLUB

If you want to learn to hand embroider or just brush up your technique, join us on the second Saturday of the month from 10 to noon. We use printed patterns and some vintage free patterns that you can embroider, embellish and color. Depending on the projects, each month Kathy Sconce shows us a new stitch to try, plus, she guides us through thread choices, how to knot, fabrics to use, and tracing techniques.

Knit Pickin' Club

This is another get-together class to sit & knit, work on our projects, share information and get some help. We will share techniques, suggest patterns, but mainly we'll sit & knit (or pick).

Toad Toters

On full moon days (as noted in the calendar) you will get 20% off all purchases (not otherwise discounted) that you can fit in your bag. You must bring your bag to participate.

Full Moon Days: Sept. 24, Oct. 24, Nov. 23, Dec. 23

Discount Policy

We will honor only one discount -- whichever is largest. You can't combine a 10% with a 25% discount to get a 35% discount. On this we can't be bribed."

Color of the Month

September orange, October Halloween, November red, December Christmas